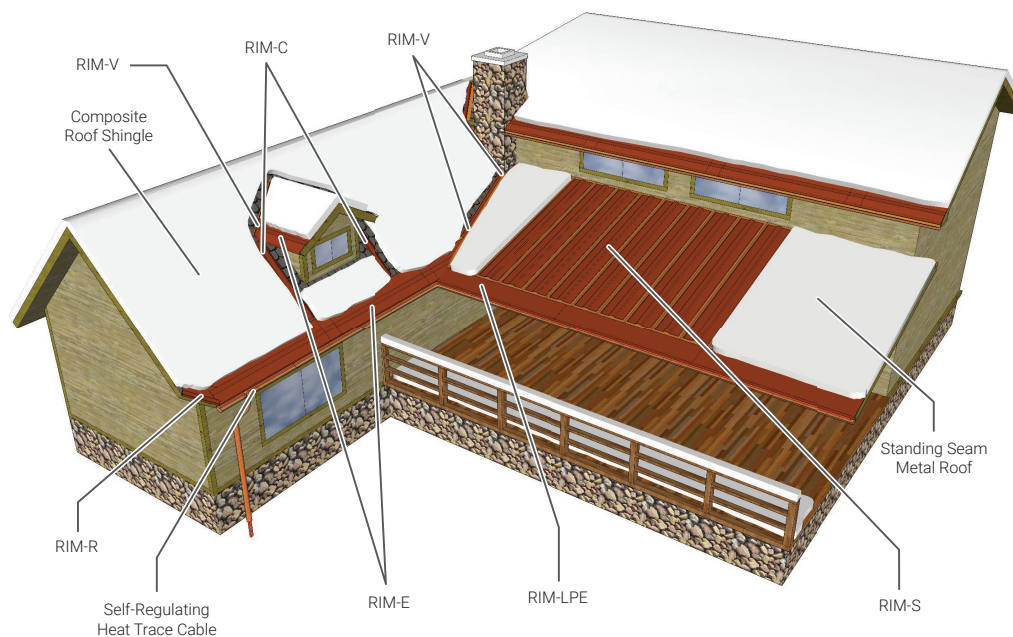


Did you know?

Since 1993, thousands of successful installations have led architects and contractors to specify the nVent RAYCHEM RIM system for their residential and commercial projects. In addition, hundreds of property owners are retrofitting their roofs with the RAYCHEM RIM system.



RIM-V | Valley Panel

RIM-E | Eave Panel

RIM-R | RAKE PANEL

RIM-LPE | Low Pitch Eave Panel

RIM-S | Snow Melt

RIM-C | Channel Panel



Roof Ice Melt Systems

Elegant aesthetics

RAYCHEM RIM is the highest performance roof & gutter de-icing solution with no visible cables. It is available in a variety of colors and finishes.

Energy efficiency

The RAYCHEM RIM system works with state-of-the-art control systems. The RAYCHEM ACS-30 Control System is a multi-circuit electronic distributed control and monitoring system. The RAYCHEM High Efficiency Control System (HECS) is designed to provide ground-fault protection to each circuit and to optimize energy requirements.

Warranty

RAYCHEM RIM solutions offer up to a 20-year warranty. Contact us for more information.



Contact us

For more information, please call: 888.313.5666 or email: RIMCustomerCare@nVent.com.

What we do

nVent keeps people and infrastructure safe from harm, enhance building performance and bring comfort into the homes.

Our products and services are easy to install and use, sustainable and are relied upon by building investors, owners and professionals in the commercial, residential and infrastructure markets around the world.

North America

Tel +1.800.545.6258

Fax +1.800.527.5703

thermal.info@nvent.com

nVent RAYCHEM
ROOF ICE MELT SYSTEMS (RIM)



ROOF ICE MELT SYSTEMS

Engineered, aesthetically elegant solution to prevent ice dams, icicles, and frozen gutter problems



nVent.com/RAYCHEM

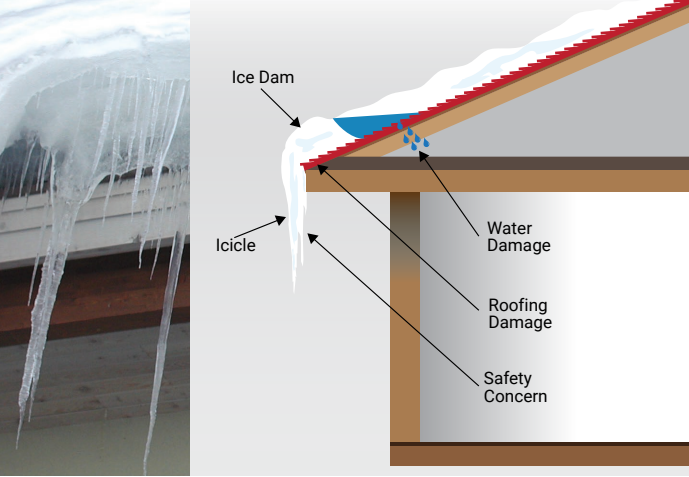
©2018 nVent. All nVent marks and logos are owned or licensed by nVent Services GmbH or its affiliates. All other trademarks are the property of their respective owners. nVent reserves the right to change specifications without notice.
Raychem-SB-H81694-RoofIceMeltRIM-EN 18/08



RAYCHEM

The problem

Winter storms cause ice to build up on roofs, in gutters, and in downspouts.



- Snow builds up on the roof.
- Heat from below the roof surface rises up through the roof.
- Compressed snow forms ice dams in the valleys.
- Snow melts and runs down the roof line to valleys and eaves.
- The melted snow re-freezes at the eaves and layers of ice dams and icicles form.
- Water ponding causes leaks and interior damage.

The engineered solution

A nVent RAYCHEM Roof Ice Melt (RIM) system is a custom engineered concealed cable system that will put an end to ice build-up hazards.



Roof Ice Melt (RIM) system

RAYCHEM Roof Ice Melt (RIM) system is our premiere, highest performing, **aesthetically elegant** roof & gutter de-icing solution ideal for new construction or renovation of residential or commercial buildings, for **ALL** snow load areas.

The system consists of metallic panels that embed self-regulating heat tracing cable to provide high power output. The RIM system includes panels specifically designed for eaves, valleys, channels, rakes and flat roof sections.



When you select the RIM solution, we do the following:

Evaluate the situation with job site visits and architectural drawings (roof layouts and elevations).

Prepare the design and fabricate the patented RAYCHEM RIM materials.

Supply the patented RIM materials, including:

- Engineering designs and installation instructions
- Metal base panel for attachment to the roof
- Safe, self-regulating heating cable
- Copper or painted aluminum cover panel
- Accessory components as required (end caps, splice covers, etc.)
- Energy-efficient control system with BMS communication capabilities

Types of RIM Systems


RIM System - Best for heavy snow load areas

RIM system is our premiere offering where design factors like severe wind speed, elevation, temperatures and heavy snow load areas with snow accumulation **over 15"** (38 cm) and annual snowfall **over 100"** (254 cm) require a most robust system. The RIM system provides high power output required for heavy snow load areas.



RIM2 System - Best for light to moderate snow load areas

RIM2 system is our energy efficient offering for areas with less severe wind speed, elevation, temperatures and moderate snow load areas with snow accumulation **6" – 15"** (15 – 38 cm) and annual snowfall **20" – 100"** (51 – 254 cm). The RIM2 system provides sufficient power output required for moderate snow load areas.



Value

Prevents:

- Ice dam and icicle problems in eaves and valleys
- Roof damage or leaks caused by ice dams

Provides:

- Custom engineering and design
- A one-time, maintenance-free solution
- The most energy efficient method available
- Self-regulating heating cable (UL Listed)
- An aesthetically attractive solution